

**HOWARD COUNTY OFFICE/  
WAREHOUSE SPACE**

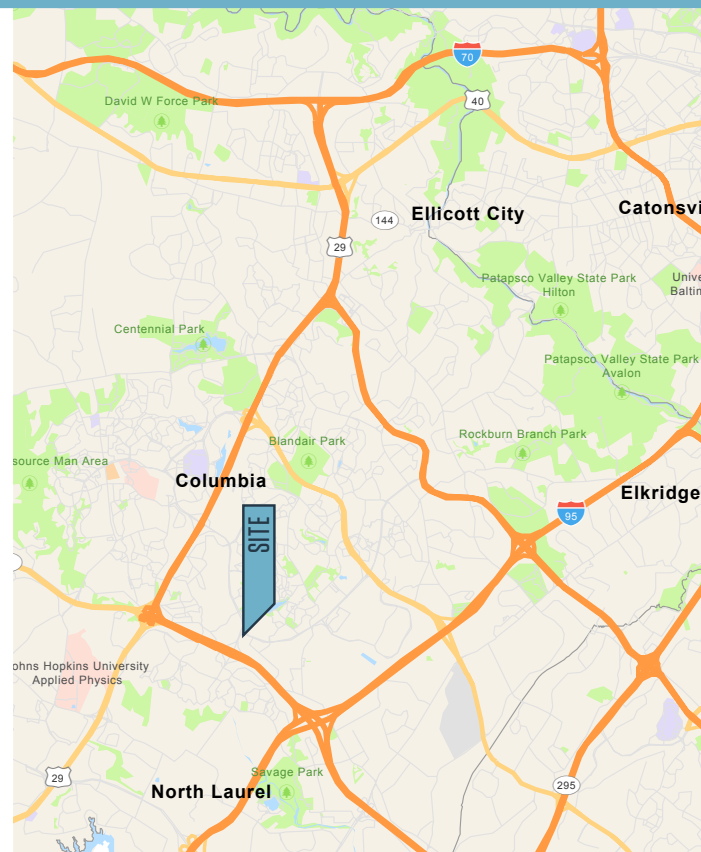


# FOR LEASE

## PROPERTY HIGHLIGHTS:

### Suite Highlights

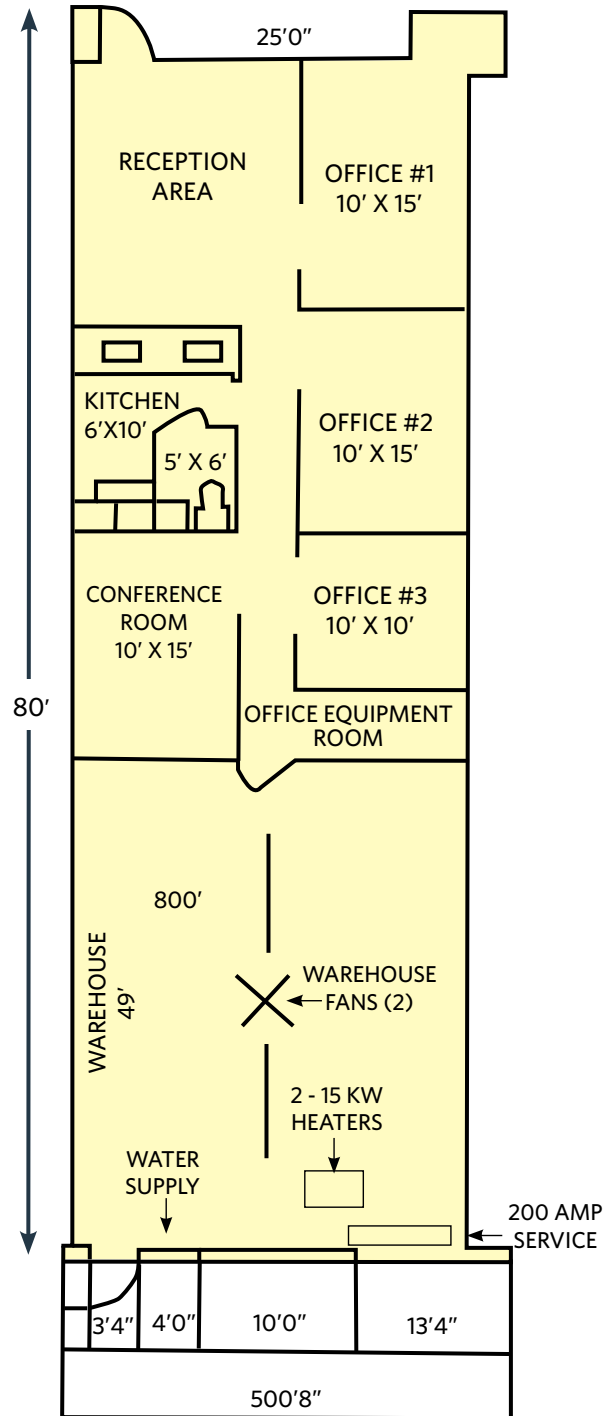
- 2,000 RSF available for lease immediately
- Move-in condition; newly refreshed flooring and paint in the office area
- One (1) story 14' clear office/warehouse with drive-in (up) door
- Three (3) individual offices, conference, reception area, kitchen, open drive-in warehouse
- Excellent location between intersections of Route 32 / Broken Land Parkway and Snowden River/Broken Land Parkway
- Minutes to I-95, center of Baltimore/Washington Corridor
- Convenient drive-up parking, Verizon FiOS available
- 200 amp, 3 phase/electrical



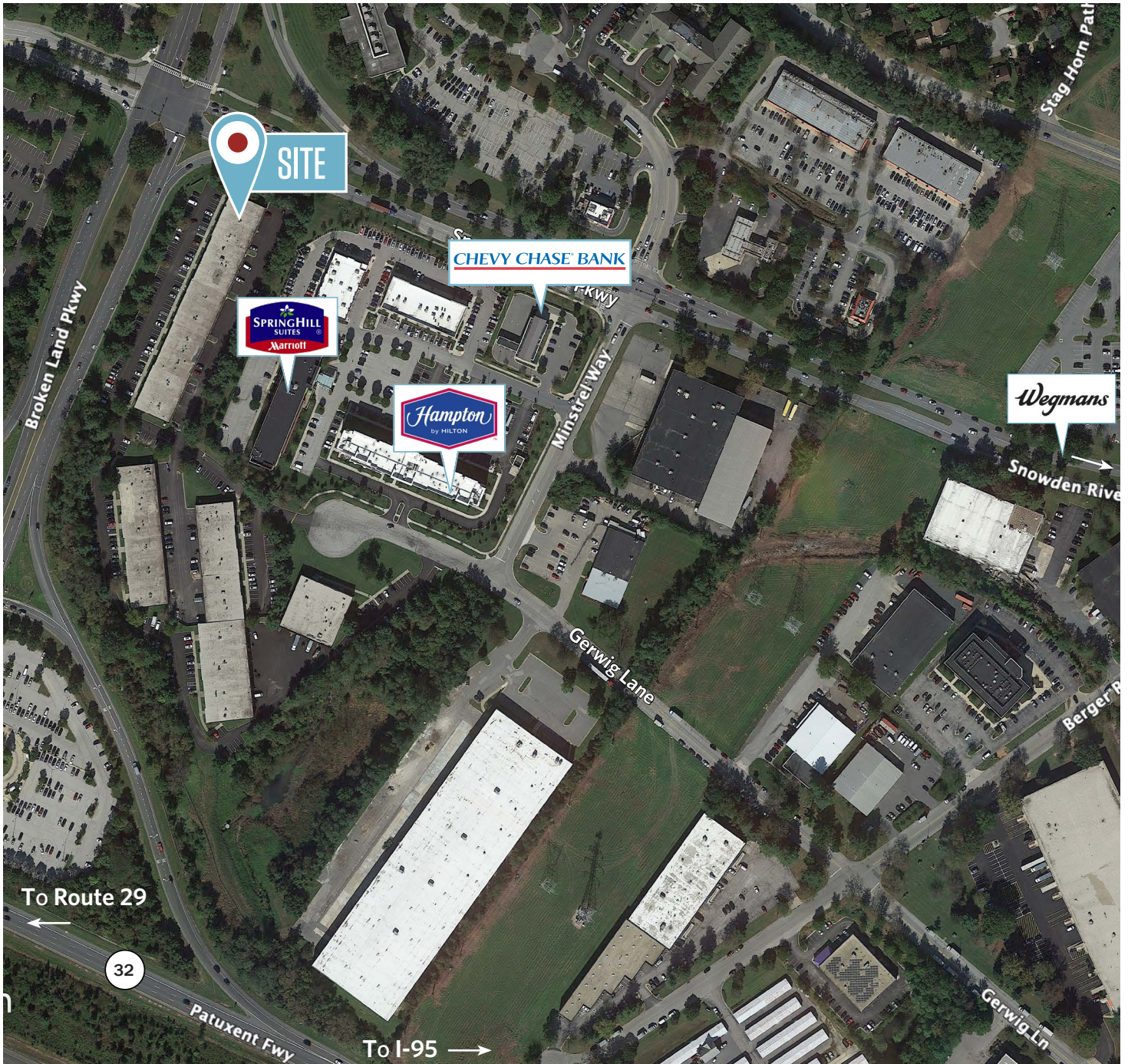
# 9693 GERWIG LANE

Unit 1S, Columbia, MD 21046 | Howard County

## FLOOR PLAN



## AERIAL VIEW



# 9693 GERWIG LANE

Unit 1S, Columbia, MD 21046 | Howard County

[CLICK TO VIEW PROPERTY WEBSITE](#)

For More Information, Please Contact:

**Richard Fields**

[rfields@klnb.com](mailto:rfields@klnb.com)

443-574-1428

**Spence Daw**

[sdaw@klnb.com](mailto:sdaw@klnb.com)

443-574-1429

9881 Broken Land Parkway, Suite 300  
Columbia, MD 21046

[klnb.com](http://klnb.com)

 [facebook.com/KLNB](https://facebook.com/KLNB)

 [@KLNBLLC](https://twitter.com/KLNBLLC)

 [linkedin.com/company/klnb](https://linkedin.com/company/klnb)

 [instagram.com/klnbllc](https://instagram.com/klnbllc)

While we have no reason to doubt the accuracy of any of the information supplied, we cannot, and do not, guarantee its accuracy. All information should be independently verified prior to a purchase or lease of the property. We are not responsible for errors, omissions, misuse, or misinterpretation of information contained herein and make no warranty of any kind, express or implied, with respect to the property or any other matters.

**NAI** klnb