

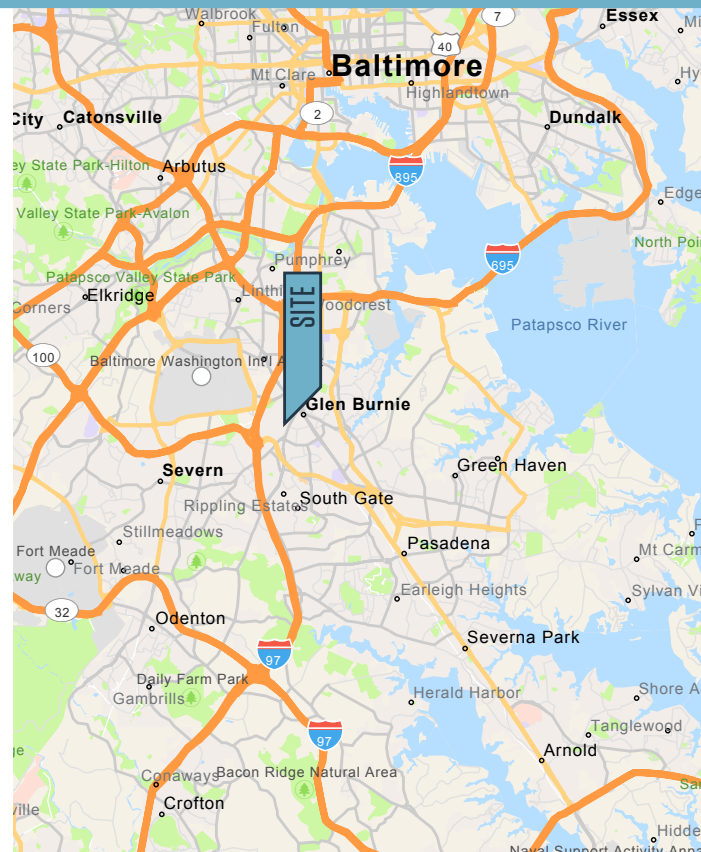


CONDOS FOR SALE INVESTMENT OPPORTUNITY

PROPERTY HIGHLIGHTS:

- **Asking Price:** \$525,000
 - » Unit 3: 700 SF; \$623.83 R.E. Taxes Annually
 - » Unit 4: 700 SF; \$622.78 R.E. Taxes Annually
 - » Unit 5: 800 SF; \$672.94 R.E. Taxes Annually
 - » Unit 6: 850 SF; \$760.72 R.E. Taxes Annually
 - » **Total: 3,050 SF**
- **Condo Fees:** \$150 per month for each unit
- All units are first floor and currently leased for \$1,000- \$1,200 per month on a 1-3 year basis.

NEARBY AMENITIES:



Austin Eber
aeber@klnb.com
443-574-1414

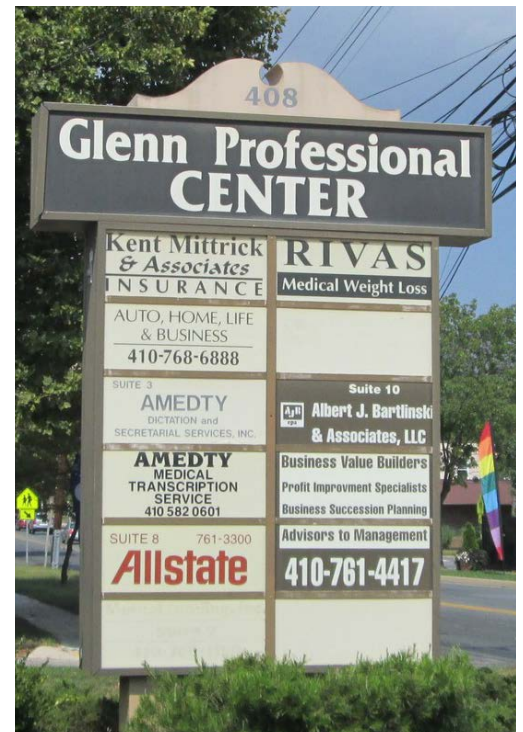
Chuck Breitenother
cbreitenother@klnb.com
443-574-1422

9881 Broken Land Pkwy, #300
Columbia, MD 21046
klnb.com

408 S. CRAIN HIGHWAY

Glen Burnie, MD 21061 | Anne Arundel County

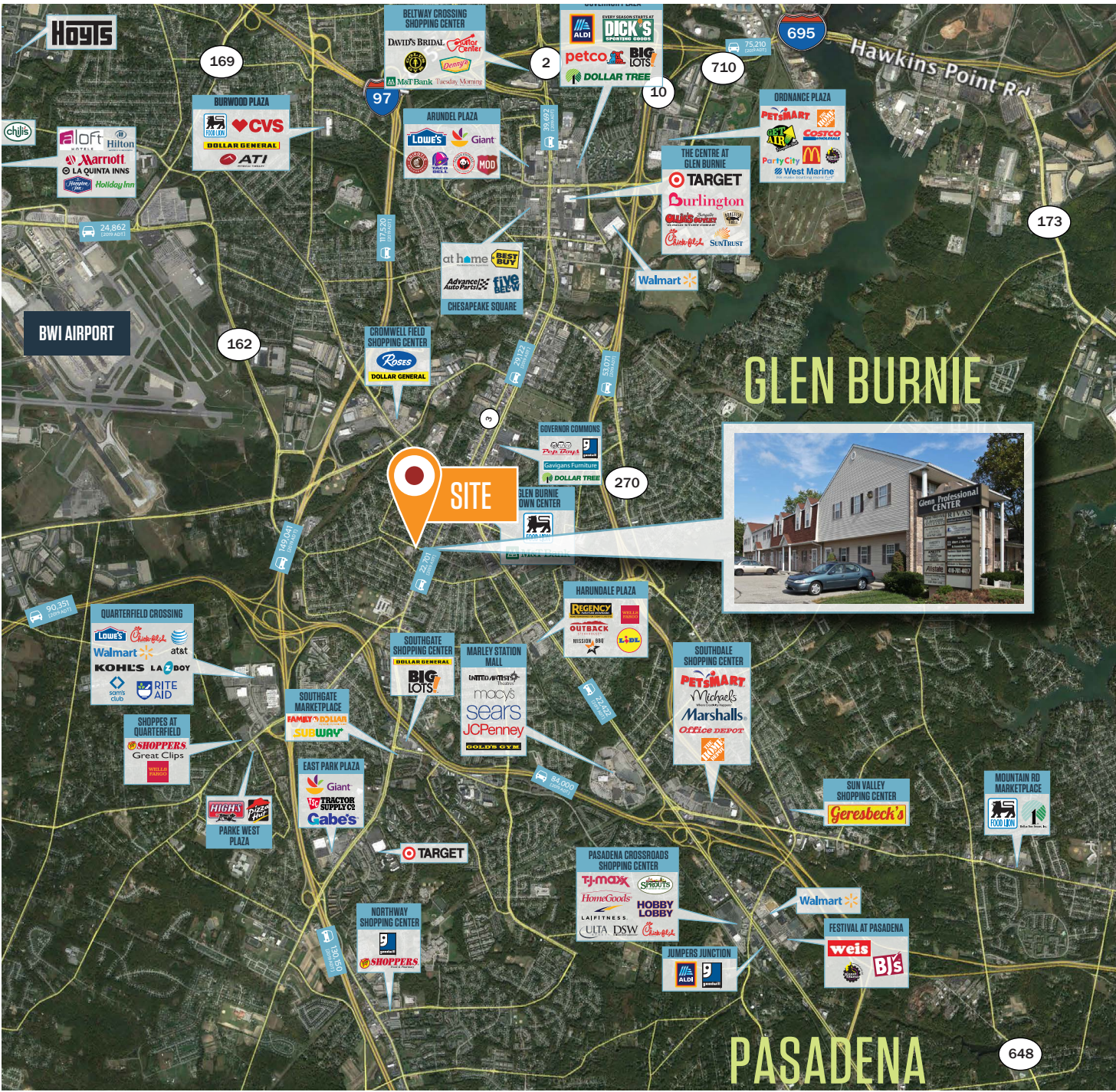
PHOTOS



Austin Eber
aeber@klnb.com
443-574-1414

Chuck Breitenother
cbreitenother@klnb.com
443-574-1422

MARKET AERIAL



9881 Broken Land Pkwy, #300
Columbia, MD 21046
klnb.com

408 S. CRAIN HIGHWAY

Glen Burnie, MD 21061 | Anne Arundel County

[CLICK TO VIEW PROPERTY WEBSITE](#)

For More Information, Please Contact:

Austin Eber

aeber@klnb.com

443-574-1414

Chuck Breitenother

cbreitenother@klnb.com

443-574-1422

9881 Broken Land Parkway, Suite 300
Columbia, MD 21046

klnb.com

 facebook.com/KLNB

 [@KLNBLLC](https://twitter.com/KLNBLLC)

 linkedin.com/company/klnb

 instagram.com/klnbllc

While we have no reason to doubt the accuracy of any of the information supplied, we cannot, and do not, guarantee its accuracy. All information should be independently verified prior to a purchase or lease of the property. We are not responsible for errors, omissions, misuse, or misinterpretation of information contained herein and make no warranty of any kind, express or implied, with respect to the property or any other matters.

NAI klnb