

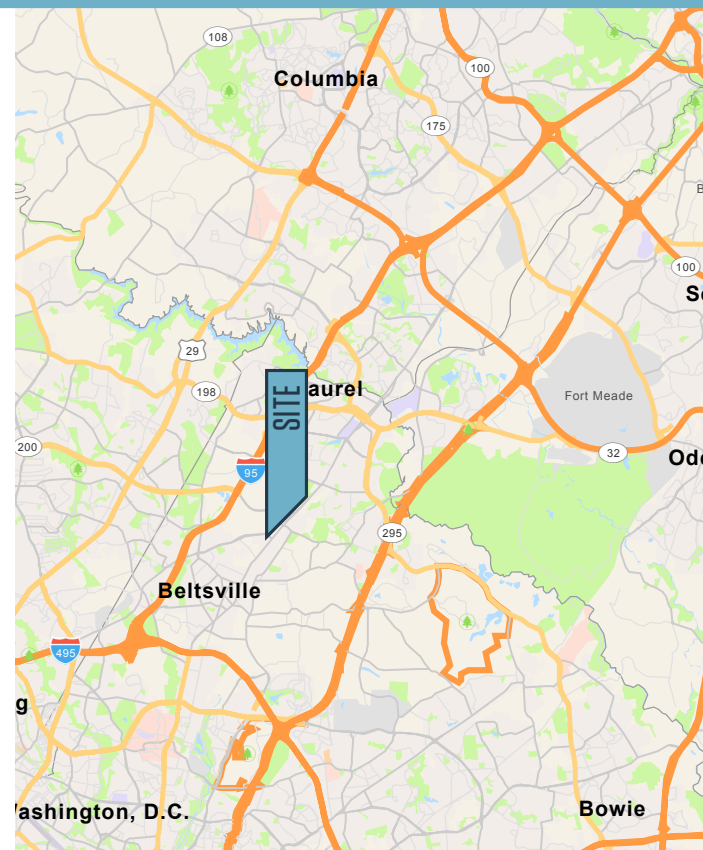


## FOR SUBLEASE

### PROPERTY HIGHLIGHTS:

#### Suite Highlights

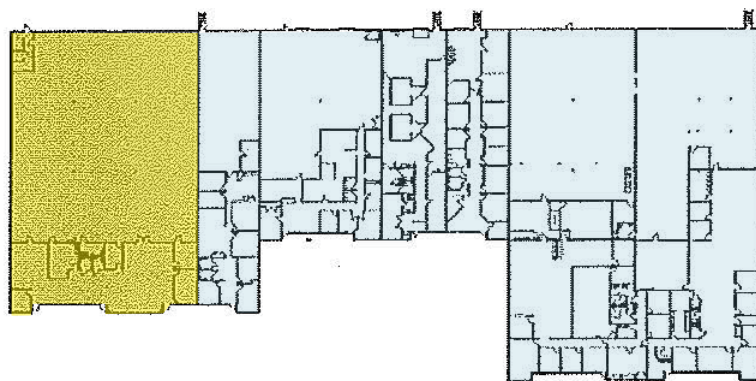
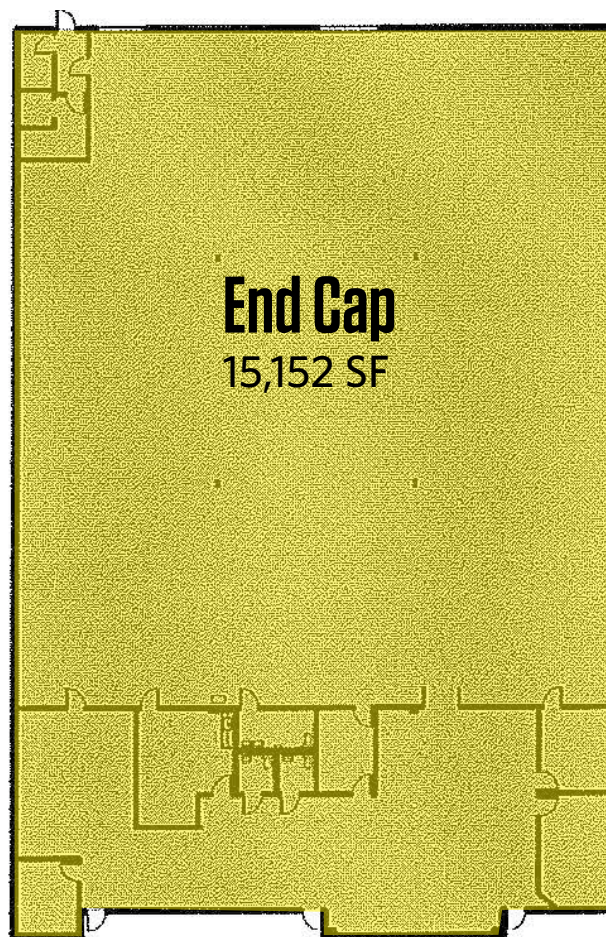
- 15,152 SF End-Cap Space for Sublease- Below Market Rate
- Term through April 30, 2025; Available within 60 Days
- \$9.50 NNN
- Approximately 3,500 SF of office
- 1 dock and 1 ramped drive-In; ability to add up to 2 additional docks
- 21' clear ceiling height
- 3/1000 SF parking ratio
- 277/480v power



# 11900 BALTIMORE AVE

Beltsville, MD 20705 | Prince George's County

## FLOOR PLAN



## PHOTOS



# 11900 BALTIMORE AVE

Beltsville, MD 20705 | Prince George's County



## MARKET AERIAL



While we have no reason to doubt the accuracy of any of the information supplied, we cannot, and do not, guarantee its accuracy. All information should be independently verified prior to a purchase or lease of the property. We are not responsible for errors, omissions, misuse, or misinterpretation of information contained herein and make no warranty of any kind, express or implied, with respect to the property or any other matters.

Spence Daw  
sdaw@kInb.com  
443-574-1429

9881 Broken Lane Pkwy, #300  
Columbia, MD 21046  
kInb.com