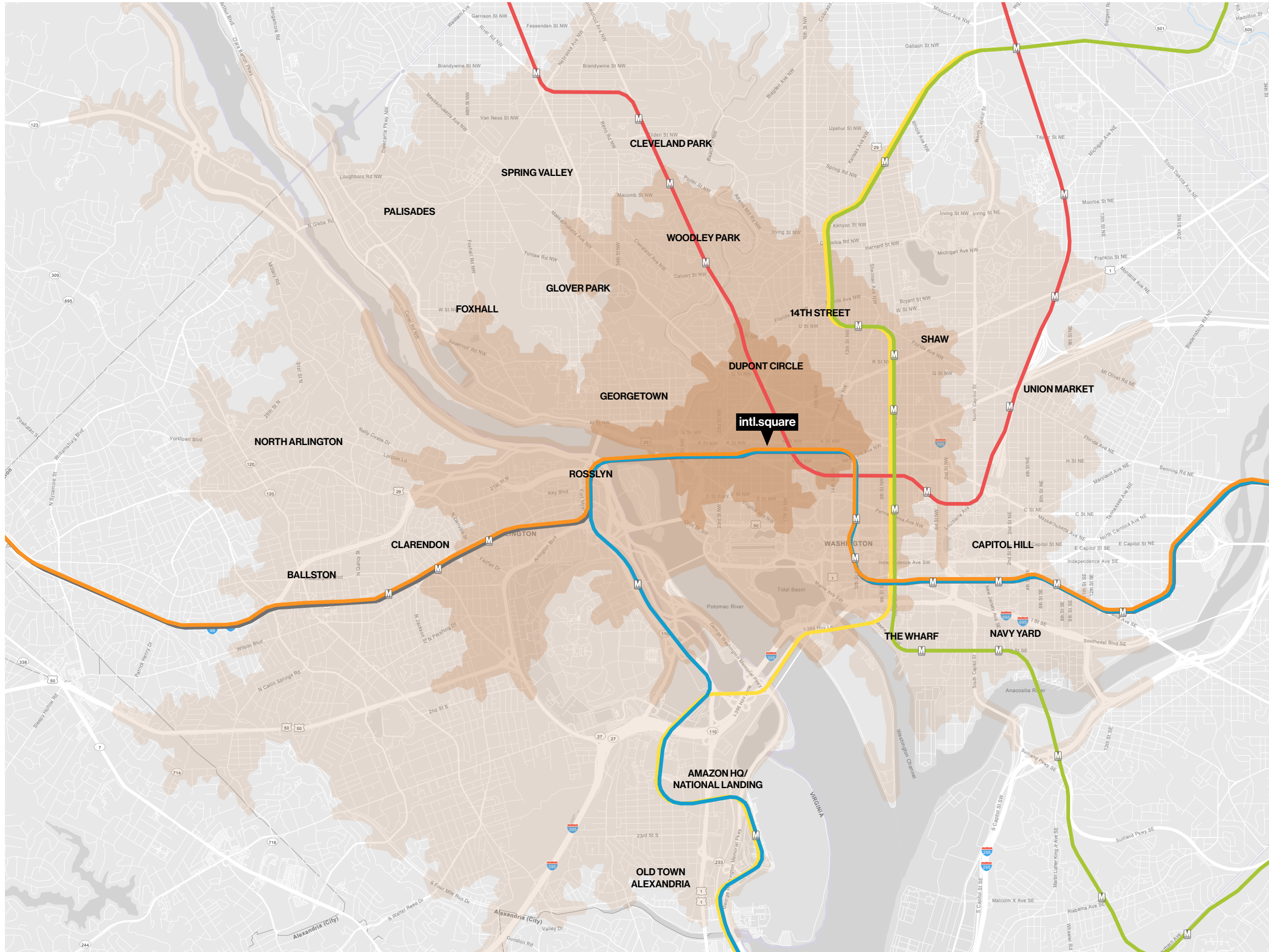


JOIN THE FOOD MARKET OPENING SOON!

# intl.square

INTERNATIONAL SQUARE





### DRIVE TIME DEMOGRAPHICS



	5 MIN	10 MIN	15 MIN
Population	42,049	205,435	537,716
Households	23,415	108,801	262,904
Bachelors' Degree or Higher	88%	81%	76%
Average Household Income \$	139,334	153,422	151,823



	5 MIN	10 MIN	15 MIN
Total Employees	210,593	407,453	686,411

### TRAFFIC STATS



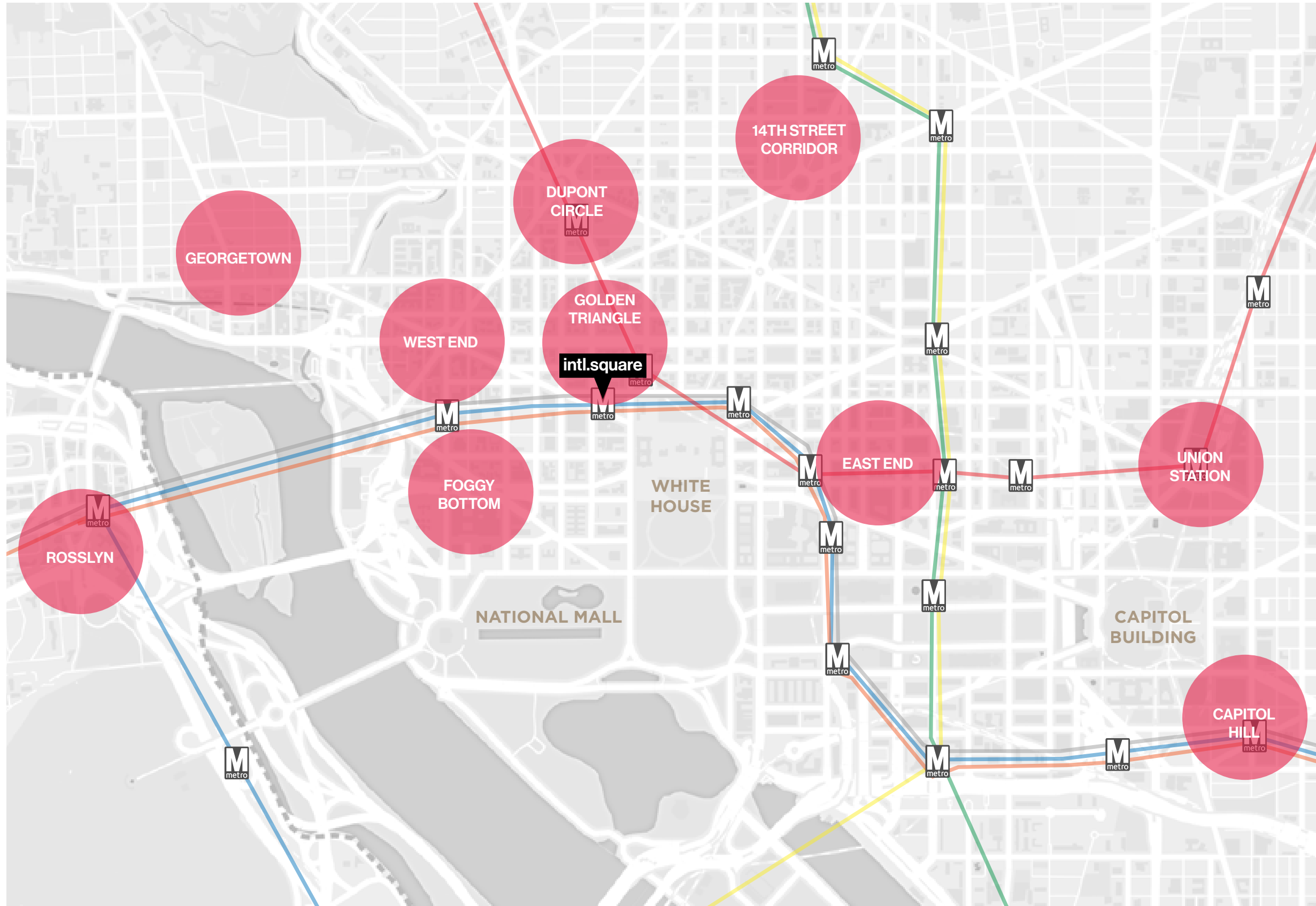
	VEHICLES PER DAY
Eye St.	19,901
K St.	38,800
19th St.	11,400
Vehicles from E St. Expressway to 18th St.	161,482



Walkscore  
96



Capital Bikeshare Arrivals  
32,403

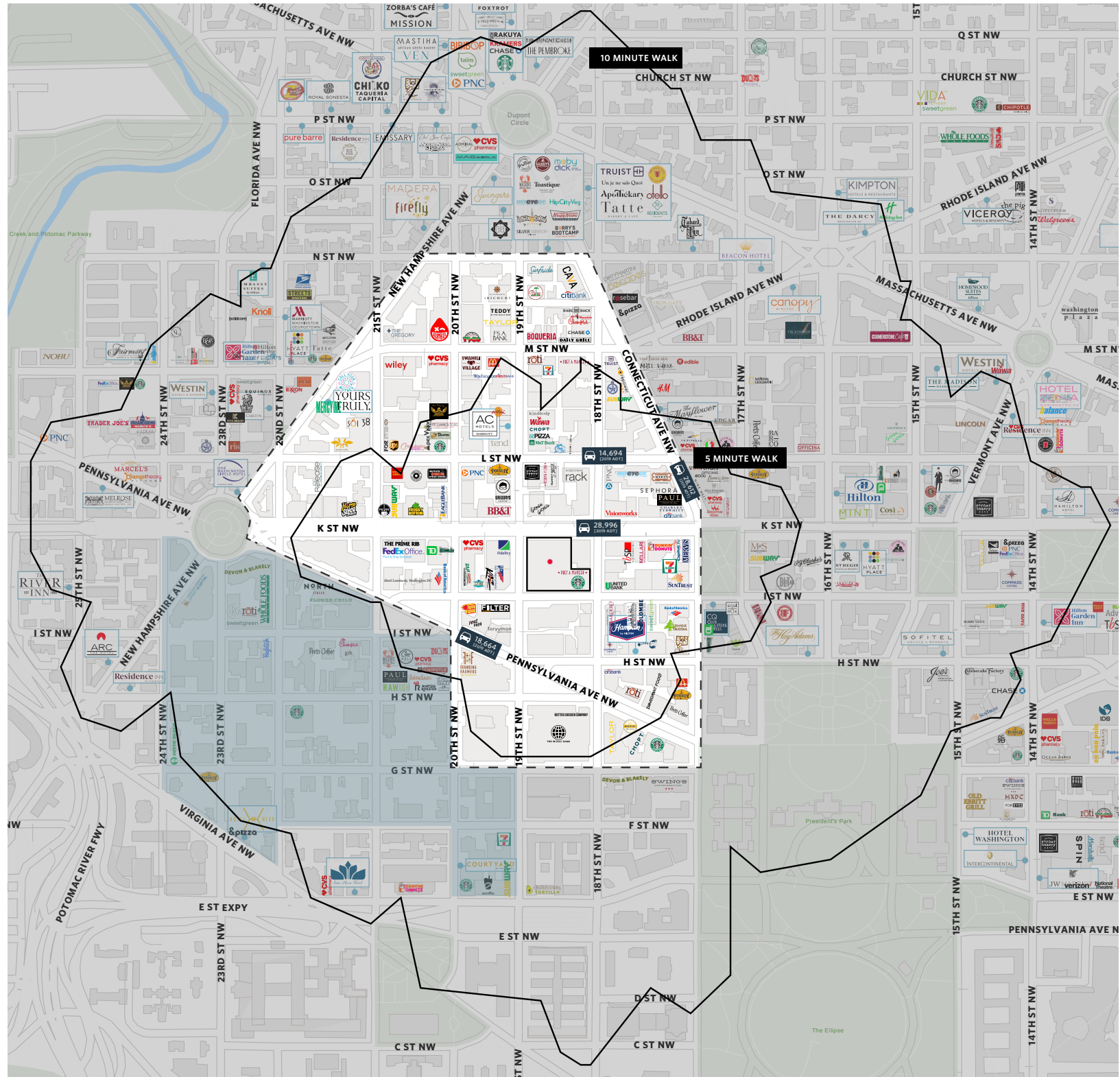


**TRAVEL STATS**

- ROSSLYN**  
10 Minute Metro Ride
- GEORGETOWN**  
11 Minute Drive
- WEST END**  
10 Minute Walk
- DUPONT CIRCLE**  
11 Minute Walk
- GOLDEN TRIANGLE**  
5 Minute Walk
- 14TH STREET CORRIDOR**  
11 Minute Drive
- EAST END**  
5 Minute Metro Ride
- UNION STATION**  
10 Minute Metro Ride
- CAPITOL HILL**  
18 Minute Metro Ride

## Major Retail Tenants

within a 10 Minute Walk



## Major Office Tenants



## Major Hotels

within a 10 Minute Walk



GW Students  
27,159



GW University Hospital  
371 Beds

# Ground Level



★ view from 19th street entrance



★ view from 19th street patio



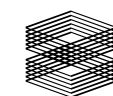


# intl.square



Jennifer Price  
202.420.7768  
jprice@klnb.com

Kim Stein  
202.652.2338  
kstein@klnb.com



TISHMAN SPEYER