



bloomingdale's

- Whole Foods →
- Sephora →
- Tabandeh →
- Acqualuxe Nails Spa →
- Potomac Pilates →

TALBOTS

the shops at wisconsin place

WHOLE FOODS & BLOOMINGDALE'S
ANCHORED LIFESTYLE CENTER

5310 Western Ave NW
Chevy Chase, MD 20815

kl**nb**

n

the one-stop spot for all things fabulous



Ideally situated on **Wisconsin Avenue**, this urban and vibrant lifestyle center is the crown jewel of one of the region's most affluent neighborhoods, **Chevy Chase** (Median HH Income: \$217,500).

On-site access to **Friendship Heights Metro Station** (3,368 ADR).

Dynamic mix of exciting **national** and **local boutiques & restaurants**, first-class office space, and luxury residential space.



MUCH MORE THAN A LIFESTYLE CENTER

COMMUNITY-CENTRIC

A community center and park-like public spaces located in high density area

OVER 63K CARS

Pass by the property daily
Western Ave - 22,967 VPD | Wisconsin Ave - 27,120 VPD
Friendship BLVD - 7,318 VPD | Willard Ave - 5,691 VPD



bloomingdale's

WHOLE FOODS
MARKET

URBANO 116

Talbots

EILEEN
FISHER

THE
CAPITAL
GALLERY

THE
HEIGHTS

COMMON
PLATE
HOSPITALITY

NINA MCLEMORE

SEPHORA

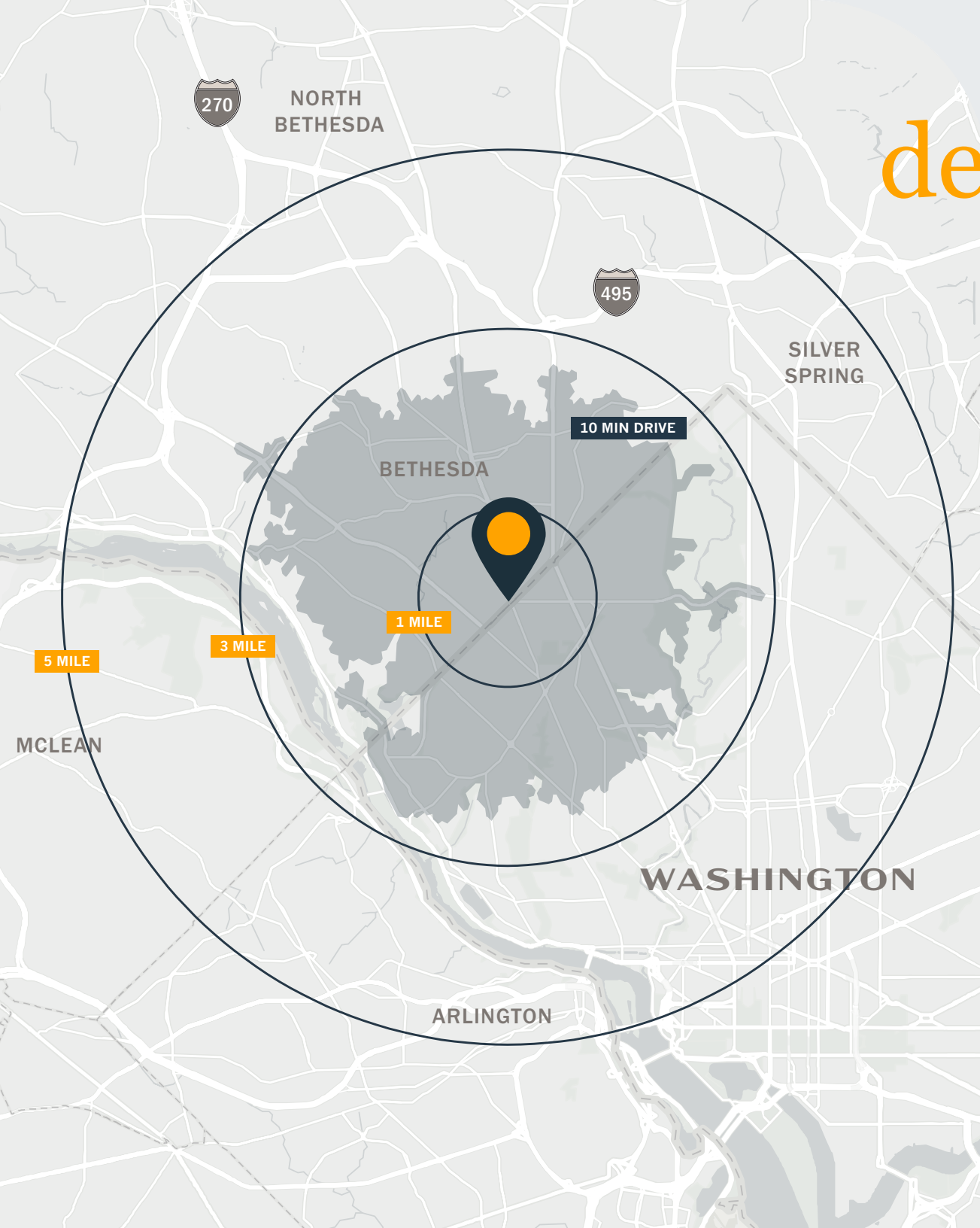
J.Jill

T Mobile

well
Friendship
Heights
by KAISER PREMANENTE

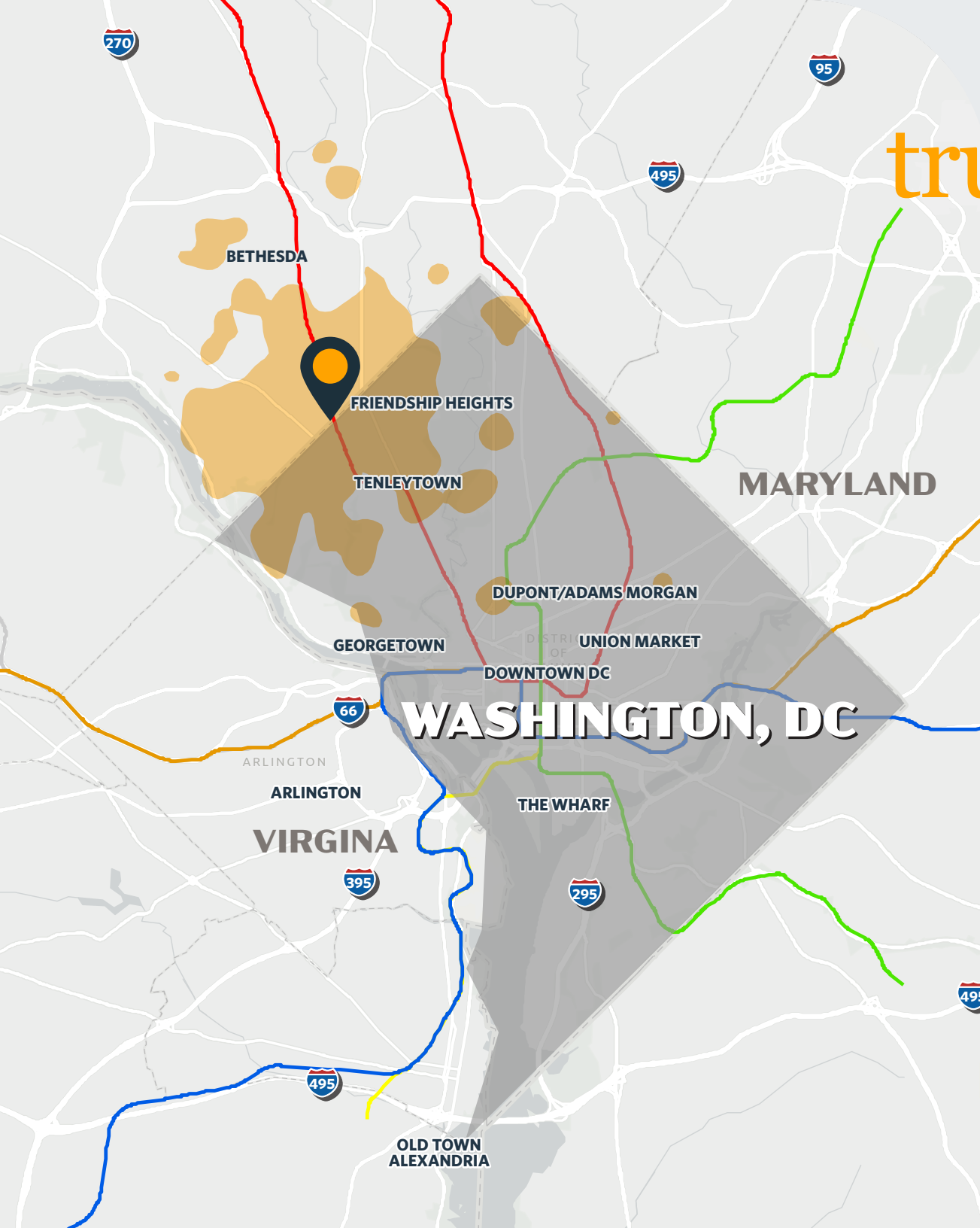
nuveen

demographics



1 Mile	3 Mile	5 Mile	10 Min Drive
Population			
28,641	178,302	628,893	128,087
Daytime Population			
40,747	221,095	898,345	106,630
Average Household Income			
\$245,312	\$234,633	\$200,056	\$245,439
Higher Education			
87%	87%	79%	89%
Households			
13,159	79,702	280,459	56,389
Spending on Apparel & Services			
\$67.02 M	\$394.54 M	\$1.21 B	\$289.63 M
Spending on Food Away from Home			
\$110.56 M	\$649.91 M	\$2.00 B	\$477.73 M

true trade area



TOP PSYCHOGRAPHICS

Power Elite 65.0%

The wealthiest households in the US, living in the most exclusive neighborhoods, and enjoying all that life has to offer

Booming with Confidence 17.4%

Prosperous, established couples in their peak earning years living in suburban homes

VISITATION DATA

689.6 K
Visits/Yr

242 K
Visitors/Yr

2.86 K
Visit Frequency/Yr

64 MIN
Avg. Dwell Time/Yr

Data from May 2023 - May 2024. Placer.ai

market aerial

the shops at wisconsin place

OF UNITS: 432 SF RETAIL: 117,202 SF

bloomingdales
SEPHORA
EILEEN FISHER
TALBOTS
WHOLE FOODS MARKET
THE HEIGHTS
COMMON PLATE HOSPITALITY
URBANO
AMERICAN FARM

POTBELLY
GEORGETOWN VALET
rōti
MeiWah

GAP
BANANA REPUBLIC

T.J. MAXX

MAZZA GALLERIE
OF UNITS: 325 SF RETAIL: 40,500 SF

CHEVY CHASE METRO CENTER

Michaels

Boeckinger
AN AMERICAN RESTAURANT

5500 WISCONSIN AVE NW
OF UNITS: 345 SF RETAIL: 11,000 SF

Sotheby's

THE COLLECTION

TIFFANY & CO.
COMPASS
Red Panda Art Studio
J.b. creighton
SL
SALON LOFTS
DEPANDI
APARTMENT
PORSCHE

JOY
JUNCTION
NAIL SALOON
DISTRO BAKERY
HUNTSBOND

Clyde's
amazon fresh
sushiko
Capital One
ZEN
WESTWOOD CLEANERS

Military Rd NW
11,824 (2002 ADT)

CHEVY CHASE PAVILION

SIGNED GROCER
The Cheesecake Factory

FRIENDSHIP CENTER
OF UNITS: 320 SF RETAIL: 14,000 SF

Marshalls
MAGGIANO'S
LITTLE ITALY
new balance

5225 WISCONSIN AVENUE

FedEx Office
Print & Ship Services
FOUNDERS BANK
FERGUSON

JENN PRICE
jprice@klnb.com
202.420.7768

KIM STEIN
kstein@klnb.com
202.652.2338

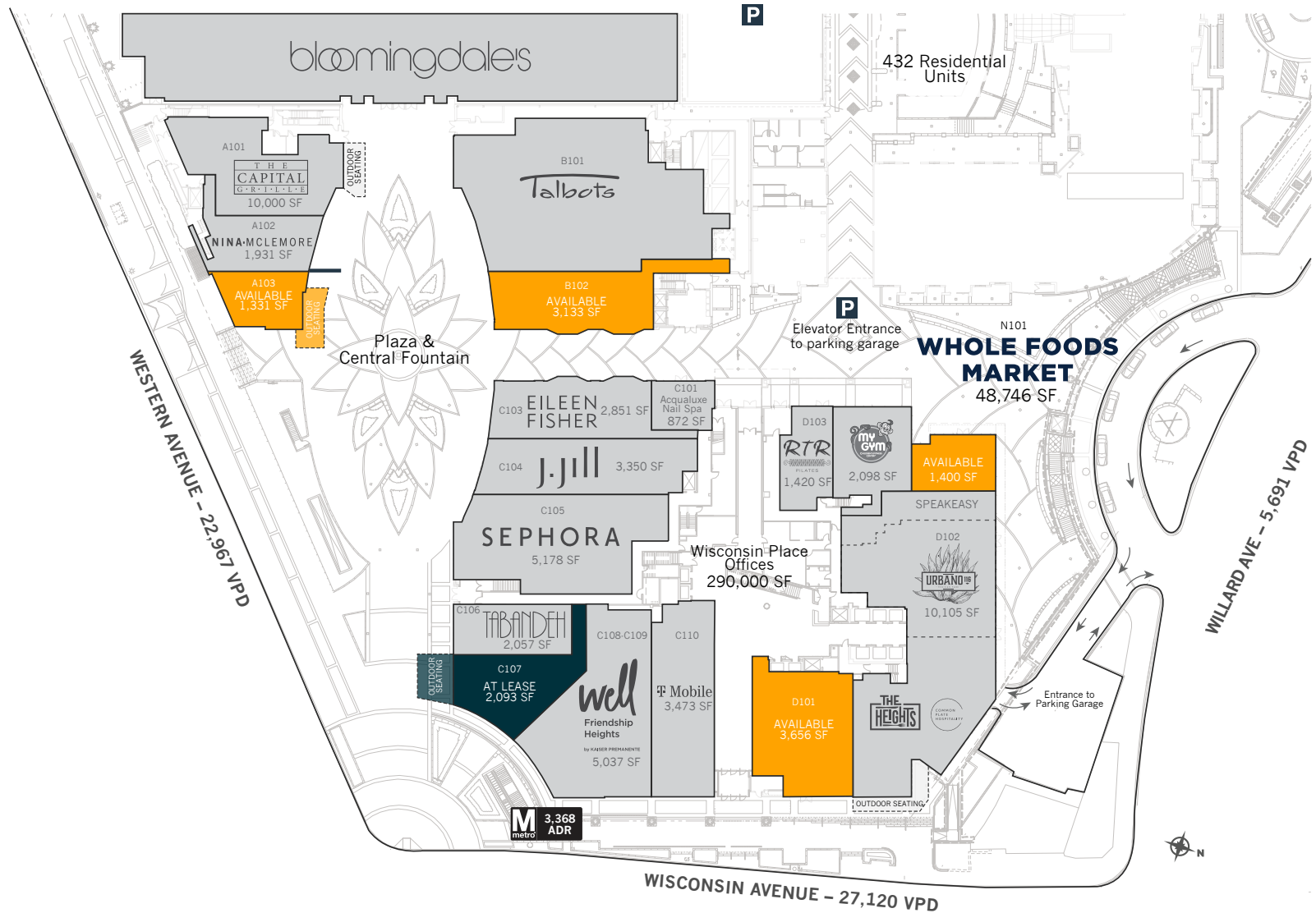
MATT SKALET
mskalet@klnb.com
202.420.7775

KELLY ATKINSON
katkinson@klnb.com
202.420.7762

klnb nuveen

site plan

FRIENDSHIP BLVD - 7,318 VPD



JENN PRICE
jprice@klnb.com
202.420.7768

KIM STEIN
kstein@klnb.com
202.652.2338

MATT SKALET
mskalet@klnb.com
202.420.7775

KELLY ATKINSON
katkinson@klnb.com
202.420.7762

klnb nuveen

the shops at wisconsin place

contact

JENN PRICE
jprice@klnb.com
202.420.7768

MATT SKALET
mskalet@klnb.com
202.420.7775

KIM STEIN
kstein@klnb.com
202.652.2338

KELLY ATKINSON
katkinson@klnb.com
202.420.7762

klnb

nuveen

